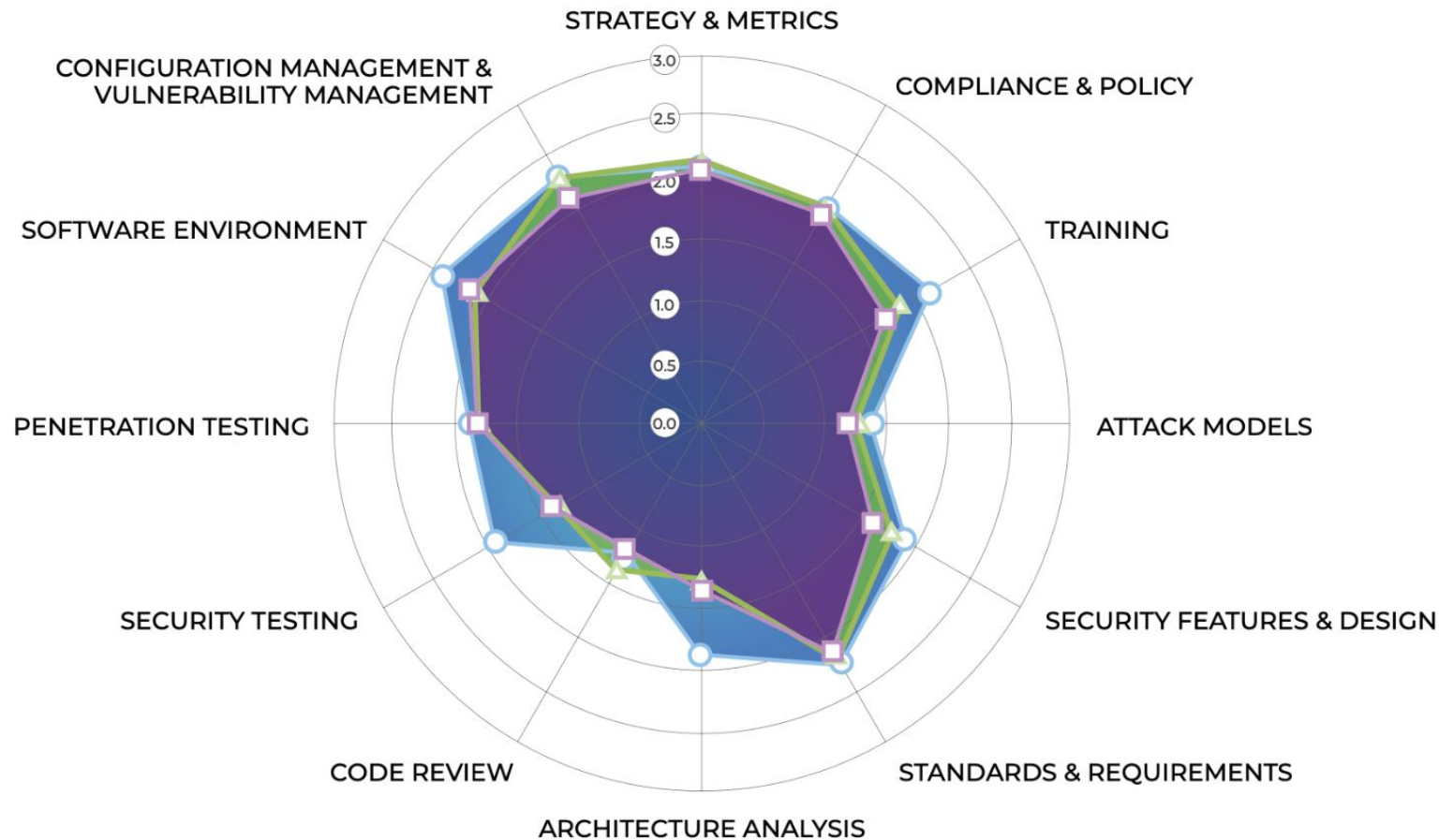




Pentesting at Scale

OWASP NZ Day 2022



CLOUD (26 of 128)

INTERNET OF THINGS (18 of 128)

ISV (46 OF 128)

From Terrifying to ... Good Enough?


























































1	2	3	4	5	6	7	8	9	10
11	12	13	14	15	16	17	18	19	20
21	22	23	24	25	26	27	28	29	30
31	32	33	34	35	36	37	38	39	40
41	42	43	44	45	46	47	48	49	50
51	52	53	54	55	56	57	58	59	60
61	62	63	64	65	66	67	68	69	70
71	72	73	74	75	76	77	78	79	80
81	82	83	84	85	86	87	88	89	90
91	92	93	94	95	96	97	98	99	100

2013 - 2016






































1	2	3	4	5	6	7	8	9	10
11	12	13	14	15	16	17	18	19	20
21	22	23	24	25	26	27	28	29	30
31	32	33	34	35	36	37	38	39	40
41	42	43	44	45	46	47	48	49	50
51	52	53	54	55	56	57	58	59	60
61	62	63	64	65	66	67	68	69	70
71	72	73	74	75	76	77	78	79	80
81	82	83	84	85	86	87	88	89	90
91	92	93	94	95	96	97	98	99	100

2021

House Plants

1	2	3	4	5	6	7	8	9	10
									
									
									
									
									
									
									
									

2013 - 2016

1	2	3	4	5	6	7	8	9	10
11	12	13	14	15	16	17	18	19	20
21	22	23	24	25	26	27	28	29	30
31	32	33	34	35	36	37	38	39	40
41	42	43	44	45	46	47	48	49	50
51	52	53	54	55	56	57	58	59	60
61	62	63							
									
									
									

2021

Cats



2013 - 2016



2021

OWASP Top 10: 2003 vs. 2021

A1 Unvalidated Input	A1 Broken Access Control
A2 Broken Access Control	A2 Cryptographic Failures
A3 Broken Authentication and Session Management	A3 Injection
A4 Cross Site Scripting	A4 Insecure Design
A5 Buffer Overflow	A5 Security Misconfiguration
A6 Injection Flaws	A6 Vulnerable and Outdated Components
A7 Improper Error Handling	A7 Identification and Authentication Failures
A8 Insecure Storage	A8 Software and Data Integrity Failures
A9 Application Denial of Service	A9 Security Logging and Monitoring Failures
A10 Insecure Configuration Management	A10 Server-Side Request Forgery

The diagram illustrates the evolution of the OWASP Top 10 security risks from 2003 to 2021. Red arrows represent direct replacements, while yellow arrows represent multiple 2003 risks being consolidated into a single 2021 risk.

- Red Arrows (Direct Replacements):**
 - A1 Unvalidated Input (2003) → A1 Broken Access Control (2021)
 - A2 Broken Access Control (2003) → A2 Cryptographic Failures (2021)
 - A3 Broken Authentication and Session Management (2003) → A3 Injection (2021)
 - A6 Injection Flaws (2003) → A3 Injection (2021)
 - A7 Improper Error Handling (2003) → A7 Identification and Authentication Failures (2021)
 - A9 Application Denial of Service (2003) → A9 Security Logging and Monitoring Failures (2021)
 - A10 Insecure Configuration Management (2003) → A10 Server-Side Request Forgery (2021)
- Yellow Arrows (Consolidations):**
 - A4 Cross Site Scripting (2003) → A4 Insecure Design (2021)
 - A5 Buffer Overflow (2003) → A4 Insecure Design (2021)
 - A8 Insecure Storage (2003) → A8 Software and Data Integrity Failures (2021)

Matthew McConaughey in 2003



Matthew McConaughey in 2021



Topics

1

History Lesson: Cybersecurity and Software Development

2

A Maturity Model for Pentesting

3

How to Scale Pentesting (and achieve the 5 Ideals)

But...why?



2013 - 2016



2021



Doing Controls vs. Managing Risk

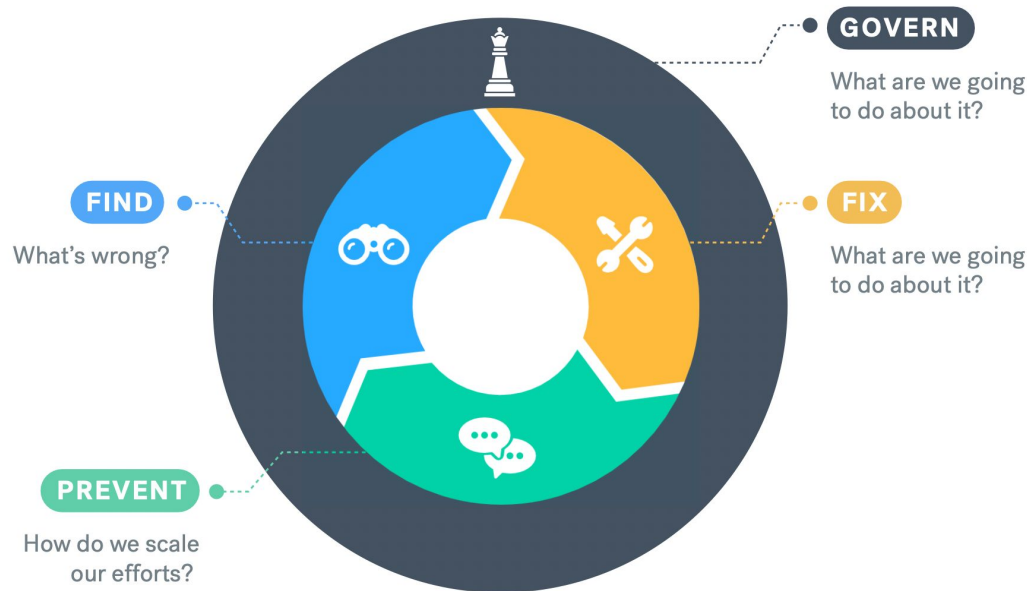
NIST SP 800-53, Rev. 5

SECURITY AND PRIVACY CONTROLS FOR INFORMATION SYSTEMS AND ORGANIZATIONS

Table of Contents

CHAPTER ONE INTRODUCTION	1
1.1 PURPOSE AND APPLICABILITY	2
1.2 TARGET AUDIENCE	3
1.3 ORGANIZATIONAL RESPONSIBILITIES	3
1.4 RELATIONSHIP TO OTHER PUBLICATIONS	5
1.5 REVISIONS AND EXTENSIONS	5
1.6 PUBLICATION ORGANIZATION	5
CHAPTER TWO THE FUNDAMENTALS	7
2.1 REQUIREMENTS AND CONTROLS	7
2.2 CONTROL STRUCTURE AND ORGANIZATION	8
2.3 CONTROL IMPLEMENTATION APPROACHES	11
2.4 SECURITY AND PRIVACY CONTROLS	13
2.5 TRUSTWORTHINESS AND ASSURANCE	14
CHAPTER THREE THE CONTROLS	16
3.1 ACCESS CONTROL	18
3.2 AWARENESS AND TRAINING	59
3.3 AUDIT AND ACCOUNTABILITY	65
3.4 ASSESSMENT, AUTHORIZATION, AND MONITORING	83
3.5 CONFIGURATION MANAGEMENT	96
3.6 CONTINGENCY PLANNING	115
3.7 IDENTIFICATION AND AUTHENTICATION	131
3.8 INCIDENT RESPONSE	149
3.9 MAINTENANCE	162
3.10 MEDIA PROTECTION	171
3.11 PHYSICAL AND ENVIRONMENTAL PROTECTION	179
3.12 PLANNING	194
3.13 PROGRAM MANAGEMENT	203
3.14 PERSONNEL SECURITY	222
3.15 PERSONALLY IDENTIFIABLE INFORMATION PROCESSING AND TRANSPARENCY	229
3.16 RISK ASSESSMENT	238
3.17 SYSTEM AND SERVICES ACQUISITION	249
3.18 SYSTEM AND COMMUNICATIONS PROTECTION	292
3.19 SYSTEM AND INFORMATION INTEGRITY	332
3.20 SUPPLY CHAIN RISK MANAGEMENT	363
REFERENCES	374
APPENDIX A GLOSSARY	394
APPENDIX B ACRONYMS	424
APPENDIX C CONTROL SUMMARIES	428

The Modern AppSec Framework



Risk Management Objectives: Externally Driven

1. Use cybersecurity as a competitive differentiator.
2. Comply with a regulatory requirement, contractual obligation, or industry standard.
3. Achieve a defensible level of “due care.”
4. Achieve a comparable level of cybersecurity to peers and/or competition.

Risk Management Objectives: Internally Driven

1. Prevent the same cybersecurity problems from happening over and over again.
2. Reduce the probability that malicious attackers can stop critical systems and applications from functioning.
3. Require fixes for security bugs for which well known attacks exist.





“Prioritizing compliance or features over a comprehensive process that increases resistance to attack (and also gives us compliance and better security features) is not the risk management we need.”

- Sammy Migue

Budget-driven “risk management”



									
11	12	13	14	15	16	17	18	19	20
21	22	23	24	25	26	27	28	29	30
31	32	33	34	35	36	37	38	39	40
41	42	43	44	45	46	47	48	49	50
51	52	53	54	55	56	57	58	59	60
61	62	63	64	65	66	67	68	69	70
71	72	73	74	75	76	77	78	79	80
81	82	83	84	85	86	87	88	89	90
91	92	93	94	95	96	97	98	99	100

2013 - 2016



Sorry, you're out of luck.



2013 - 2016




Our odds might be slightly better

									
			64	65	66	67	68	69	70
71	72	73	74	75	76	77	78	79	80
81	82	83	84	85	86	87	88	89	90
91	92	93	94	95	96	97	98	99	100

2021

But we're still rolling the dice



2021

Cybersecurity: a decade in review





Cybersecurity: ~~a~~ 2 decades in review

PowerPost • Analysis

The Cybersecurity 202: These hackers warned Congress the internet was not secure. 20 years later, their message is the same.





By Derek Hawkins
Reporter

May 23, 2018

with Bastien Inzaurrealde

THE KEY



OWASP Top 10: 2003 vs. 2021

A1 Unvalidated Input	A1 Broken Access Control
A2 Broken Access Control	A2 Cryptographic Failures
A3 Broken Authentication and Session Management	A3 Injection
A4 Cross Site Scripting	A4 Insecure Design
A5 Buffer Overflow	A5 Security Misconfiguration
A6 Injection Flaws	A6 Vulnerable and Outdated Components
A7 Improper Error Handling	A7 Identification and Authentication Failures
A8 Insecure Storage	A8 Software and Data Integrity Failures
A9 Application Denial of Service	A9 Security Logging and Monitoring Failures
A10 Insecure Configuration Management	A10 Server-Side Request Forgery


The diagram illustrates the evolution of the OWASP Top 10 security risks from 2003 to 2021. Red arrows represent direct replacements, while yellow arrows represent mappings where multiple 2003 categories have been consolidated into a single 2021 category.

- Red Arrows (Direct Replacements):**
 - A1 Unvalidated Input → A1 Broken Access Control
 - A2 Broken Access Control → A1 Broken Access Control
 - A3 Broken Authentication and Session Management → A7 Identification and Authentication Failures
 - A6 Injection Flaws → A3 Injection
 - A9 Application Denial of Service → A9 Security Logging and Monitoring Failures
 - A10 Insecure Configuration Management → A10 Server-Side Request Forgery
- Yellow Arrows (Consolidations):**
 - A4 Cross Site Scripting, A5 Buffer Overflow, and A7 Improper Error Handling → A4 Insecure Design
 - A8 Insecure Storage and A10 Insecure Configuration Management → A8 Software and Data Integrity Failures

My life in 2022

2000 weeks

Weeks Future
50.0%



Weeks Past
50.0%

Cybersecurity: a decade in review





Cybersecurity: ~~a~~ 2 decades in review

PowerPost • Analysis

The Cybersecurity 202: These hackers warned Congress the internet was not secure. 20 years later, their message is the same.





By Derek Hawkins
Reporter

May 23, 2018

with Bastien Inzaurrealde

THE KEY



OWASP Top 10: 2003 vs. 2021

A1 Unvalidated Input	A1 Broken Access Control
A2 Broken Access Control	A2 Cryptographic Failures
A3 Broken Authentication and Session Management	A3 Injection
A4 Cross Site Scripting	A4 Insecure Design
A5 Buffer Overflow	A5 Security Misconfiguration
A6 Injection Flaws	A6 Vulnerable and Outdated Components
A7 Improper Error Handling	A7 Identification and Authentication Failures
A8 Insecure Storage	A8 Software and Data Integrity Failures
A9 Application Denial of Service	A9 Security Logging and Monitoring Failures
A10 Insecure Configuration Management	A10 Server-Side Request Forgery


The diagram illustrates the evolution of the OWASP Top 10 security risks from 2003 to 2021. Red arrows represent direct replacements, while yellow arrows represent multiple 2003 risks being consolidated into a single 2021 risk.

- Red Arrows (Direct Replacements):**
 - A1 Unvalidated Input (2003) → A1 Broken Access Control (2021)
 - A2 Broken Access Control (2003) → A2 Cryptographic Failures (2021)
 - A3 Broken Authentication and Session Management (2003) → A3 Injection (2021)
 - A6 Injection Flaws (2003) → A3 Injection (2021)
 - A7 Improper Error Handling (2003) → A7 Identification and Authentication Failures (2021)
 - A9 Application Denial of Service (2003) → A9 Security Logging and Monitoring Failures (2021)
 - A10 Insecure Configuration Management (2003) → A10 Server-Side Request Forgery (2021)
- Yellow Arrows (Consolidations):**
 - A4 Cross Site Scripting (2003) → A4 Insecure Design (2021)
 - A5 Buffer Overflow (2003) → A4 Insecure Design (2021)
 - A8 Insecure Storage (2003) → A8 Software and Data Integrity Failures (2021)

My life in 2022

2000 weeks

Weeks Future
50.0%





Software development: a decade in review

The case for DevOps remains clear

Highly evolved organizations have consistently demonstrated higher performance across four key software performance metrics.

	Low	Mid	High
Deployment frequency	Monthly or less often	Between daily and weekly	On demand (whenever we want)
Lead time for changes	Between a week and 6 months	Less than a week	Less than an hour
MTTR	Less than a week	Less than a day	Less than an hour
Change failure rate	Less than 15%	Less than 15%	Less than 5%



LILY HAY NEWMAN

SECURITY 12.08.2021 06:23 PM

A Year After the SolarWinds Hack, Supply Chain Threats Still Loom


The Russia-led campaign was a wake-up call to the industry, but there's no one solution to the threat.

ComputerWeekly.comIT
Management ▾Industry
Sectors ▾Technology
Topics ▾

Search Computer We

Codecov supply chain attack has echoes of SolarWinds

State of DevOps 2021

			64	65	66	67	68	69	70
71	72	73	74	75	76	77	78	79	80
81	82	83	84	85	86	87	88	89	90
91	92	93	94	95	96	97	98	99	100

2021


Security Practice

Test for security	58%
Integrate security reviews into every phase	54%
Security reviews	60%
Build pre-approved code	49%
Invite InfoSec early and often	63%

Then and Now: SaaS Benefits

On Prem 			 Cloud	
High	⊗	Cost	✓	Low
Low	⊗	Flexibility	✓	High
No	⊗	On-demand	✓	Yes
Little	⊗	Redundancy	✓	A lot
Few	⊗	Workloads	✓	Many

Then and Now: Pentesting → PtaaS

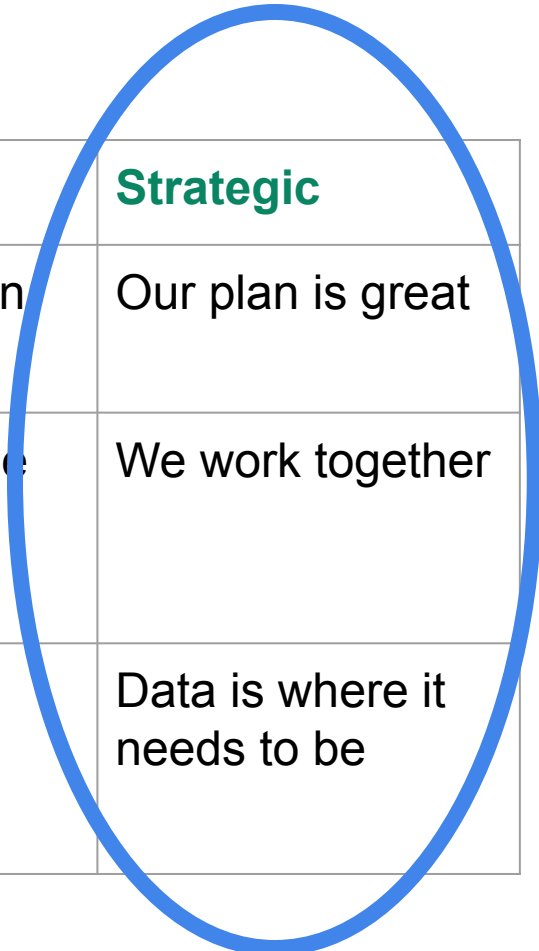
Pentesting 			PtaaS 	
High	⊗	Cost	✓	Low
Low	⊗	Flexibility	✓	High
No	⊗	On-demand	✓	Yes
Little	⊗	Redundancy	✓	A lot
Few	⊗	Workloads	✓	Many

Pentesting Maturity Model

	Ad-hoc	Structured	Strategic
Planning	Delays Last-minute	We have a plan	Our plan is great
Collaboration	Owners unknown	We found some friends	We work together
Information Sharing	Scattered Silos	We have data	Data is where it needs to be


Pentesting Maturity Model

	Ad-hoc	Structured	Strategic
Planning	Delays Last-minute	We have a plan	Our plan is great
Collaboration	Owners unknown	We found some friends	We work together
Information Sharing	Scattered Silos	We have data	Data is where it needs to be






How to Scale Pentesting: **Do It Faster and More Often**



WAITING FOR MY PENTEST TO START.





How to Scale Pentesting: **Remediate Risk Smarter**



DON'T



DO



ANN 12:25 PM

THE TEAM JUST FOUND
AN INSTANCE OF XSS
IN THIS ASSET



JIM 13:08PM

THANKS, LOOKING
INTO IT

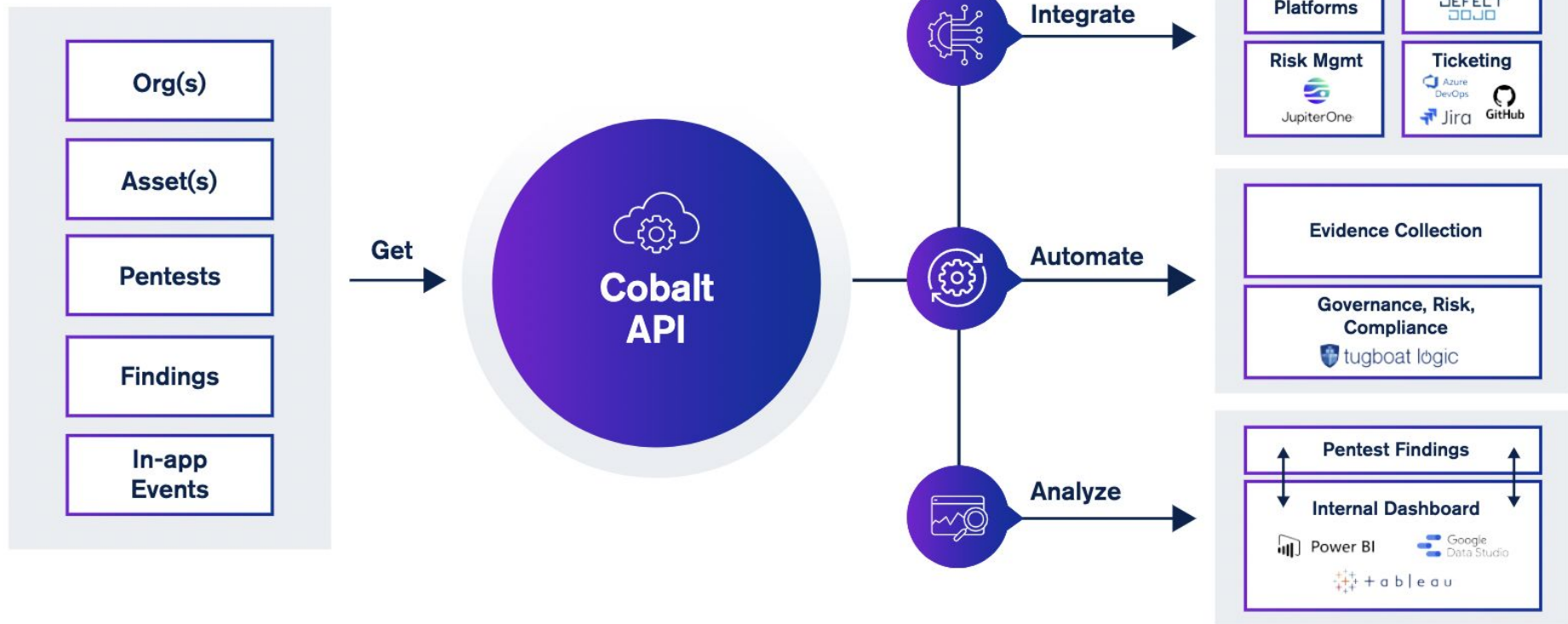
TIMELY SHARING OF FINDINGS




How to Scale Pentesting: **Use Data to Make Security Stronger**

API + Integrations: A Data Driven Approach

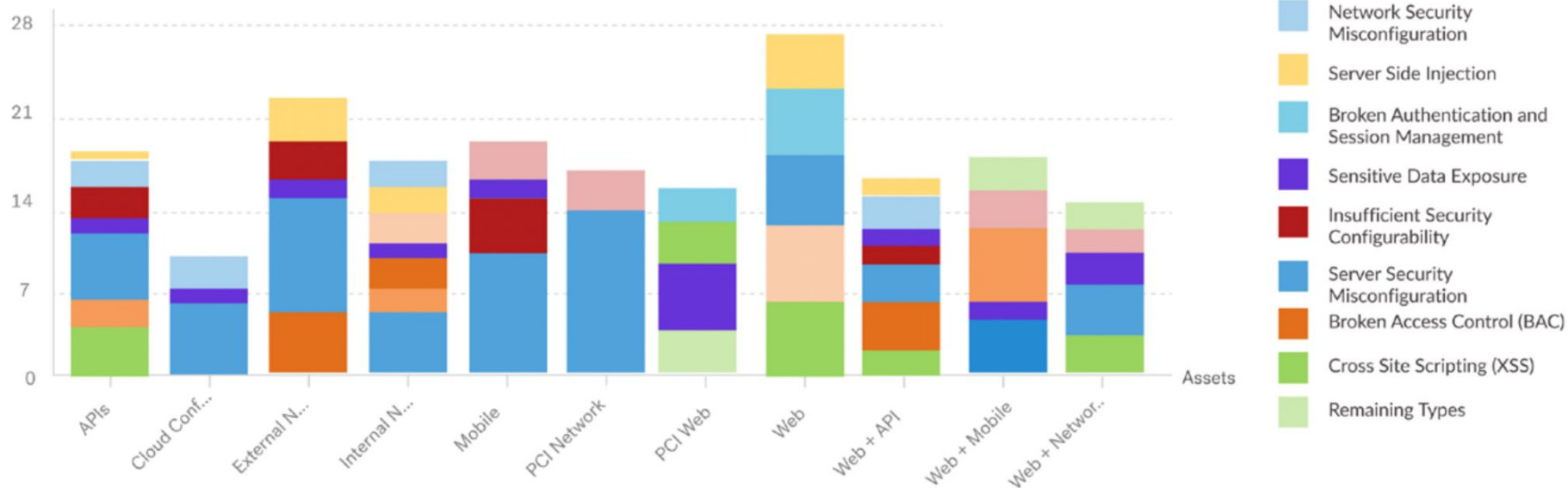
Cobalt PtaaS Platform



All Findings by Type

 Last 2 years All Assets

Findings ⓘ

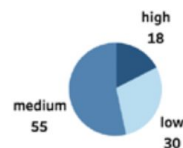


Findings Overview

Open Findings Per Asset By State

Asset	State				
	carried_o..	check_fix	need_fix	new	triaging
Saxophone External Netw..		1	3		
Payment API		3	2		
Azure External Network		1	4	1	
Saxophone Mobile		8	7		
Saxophone US Web App	9	2	8	2	
Cloud Config		9	24	4	1

Severity Distribution of Open Findings



Open High Severity Findings Per Asset

Asset	
Payment API	2
Saxophone US Web App	2
Saxophone Mobile	5

Open Medium Severity Findings Per Asset

Asset	
Saxophone External Netw..	1
Azure External Network	3
Saxophone Mobile	8
Saxophone US Web App	9
Cloud Config	28

Open Low Severity Findings Per Asset

Asset	
Saxophone Mobile	2
Azure External Network	2
Saxophone External Netw..	3
Payment API	3
Cloud Config	5
Saxophone US Web App	8

Open Findings Per Asset

Asset	
Saxophone External Netw..	5
Saxophone Internal Netw..	6
Payment API	6
Azure External Network	12
Saxophone Mobile	21
Saxophone US Web App	24
Cloud Config	43

Closed Findings Per Asset

Asset	
Saxophone External Netw..	1
Payment API	1
Saxophone US Web App	3
Cloud Config	5
Saxophone Internal Netw..	6
Saxophone Mobile	6
Azure External Network	6

Total Findings By State

State	
out_of_scope	1
triaging	1
invalid	2
duplicate	3
new	7
valid_fix	7
carried_over	9
wont_fix	15
check_fix	24
need_fix	48

THE FIVE IDEALS

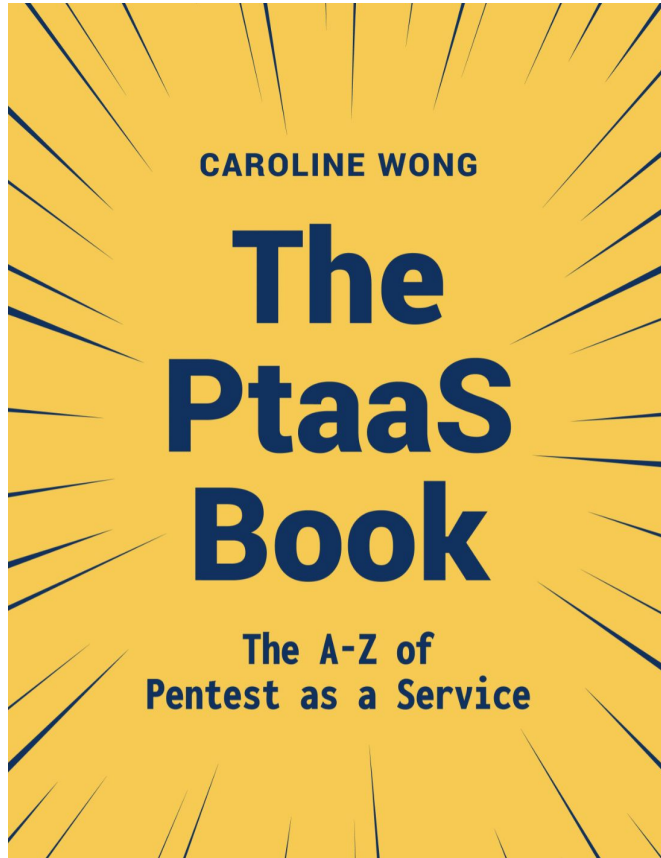
The First Ideal: Locality and Simplicity


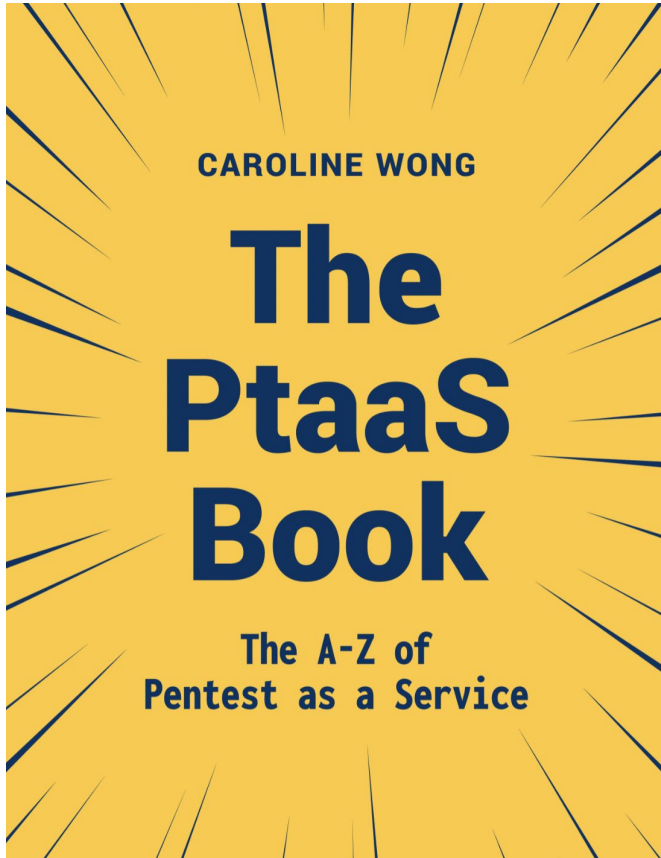
The Second Ideal: Focus, Flow, and Joy

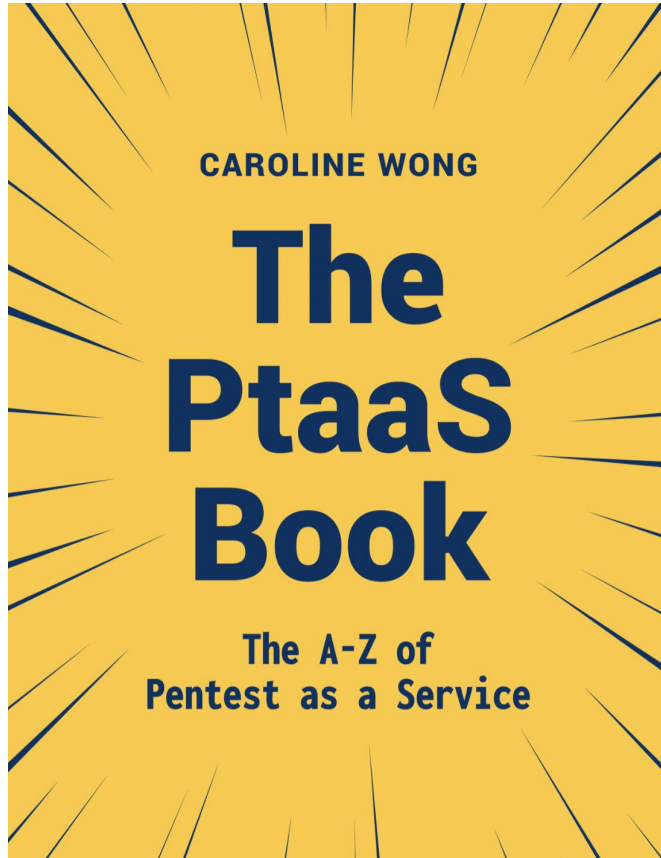
The Third Ideal: Improvement of Daily Work

The Fourth Ideal: Psychological Safety

The Fifth Ideal: Customer Focus









Ransomware
payment in 1989

\$189



Ransomware
payment in 2021

\$500,000





Let's talk some more.

Caroline Wong

caroline@cobalt.io

<https://www.linkedin.com/in/carolinewmwong/>